

7-180984-0 ✓ ACTIVE

FASTON | FASTON 250

TE Internal #: 7-180984-0

Crimp Terminal Housings, Receptacle, Receptacle, 1 Position, Flag,
UL 94V-0, Natural, Polyamide, Cable Mount (Free-Hanging),
FASTON 250

[View on TE.com >](#)



Terminals & Splices > Terminal Housings, Insulation Sleeves & Blocks > Crimp Terminal Housings



Terminal Type: **Receptacle**

Housing Type: **Receptacle**

Number of Positions: **1**

Terminal Orientation: **Flag**

UL Flammability Rating: **UL 94V-0**

Features

Product Type Features

Terminates To	Wire & Cable
Product Type	Insulation Boot
Sealable	No
Housing Type	Receptacle
Insulated	No

Configuration Features

Number of Positions	1
---------------------	---

Body Features

Primary Product Color	Natural
-----------------------	---------

Contact Features

Terminal Type	Receptacle
Terminal Orientation	Flag
Contact Mating Retention	Without



Mechanical Attachment

Mating Alignment Type	None
Mating Alignment	Without
Crimp Terminal Housing Mounting Style	Cable Mount (Free-Hanging)

Housing Features

Housing Material	Polyamide
------------------	-----------

Dimensions

Wire Insulation Diameter (Max)	8.36 mm ²
Length	40.2 mm[1.582 in]

Usage Conditions

Operating Temperature Range	-40 – 105 °C[-40 – 221 °F]
-----------------------------	----------------------------

Operation/Application

For Use With	FASTON Terminals
--------------	------------------

Industry Standards

UL Flammability Rating	UL 94V-0
------------------------	----------

Packaging Features

Packaging Quantity	100
--------------------	-----

Other

Comment	Slide on from front.
---------	----------------------

Product Compliance

[For compliance documentation, visit the product page on TE.com>](#)

EU RoHS Directive 2011/65/EU	Compliant
EU ELV Directive 2000/53/EC	Compliant
China RoHS 2 Directive MIIT Order No 32, 2016	No Restricted Materials Above Threshold
EU REACH Regulation (EC) No. 1907/2006	Current ECHA Candidate List: JUNE 2022 (224) Candidate List Declared Against: JUNE 2022 (224) Does not contain REACH SVHC
Halogen Content	Low Halogen - Br, Cl, F, I < 900 ppm per homogenous material. Also BFR/CFR/PVC Free
Solder Process Capability	Not applicable for solder process capability

Product Compliance Disclaimer

This information is provided based on reasonable inquiry of our suppliers and represents our current actual knowledge based on the information they provided. This information is subject to change. The part numbers that TE has identified as EU RoHS compliant have a maximum concentration of 0.1% by weight in homogenous materials for lead, hexavalent chromium, mercury, PBB, PBDE, DBP, BBP, DEHP, DIBP, and 0.01% for cadmium, or qualify for an exemption to these limits as defined in the Annexes of Directive 2011/65/EU (RoHS2). Finished electrical and electronic equipment products will be CE marked as required by Directive 2011/65/EU. Components may not be CE marked. Additionally, the part numbers that TE has identified as EU ELV compliant have a maximum concentration of 0.1% by weight in homogenous materials for lead, hexavalent chromium, and mercury, and 0.01% for cadmium, or qualify for an exemption to these limits as defined in the Annexes of Directive 2000/53/EC (ELV). Regarding the REACH Regulation, the information TE provides on SVHC in articles for this part number is based on the latest European Chemicals Agency (ECHA) 'Guidance on requirements for substances in articles' posted at this URL: <https://echa.europa.eu/guidance-documents/guidance-on-reach>

Compatible Parts



TE Part # 2-180930-1
250 FASTON HSG.,REC.,1 POS,RED



TE Part # 180464-1
250 FASTON,FLAG,REC.,14-17AWG, LATON



TE Part # 2-180930-5
250 FASTON HSG.,REC.,1 POS,BLACK



TE Part # 2-180930-0
250 FASTON HSG.,REC.,1 POS, NATURAL




TE Part # 8-180984-2
250 FASTON BOOT FLAG REC. 1P NATURAL




TE Part # 881339-2
250 FASTON SLEEVE REC. 1P NATURAL


Also in the Series | FASTON 250



Compression Connectors(4)



Crimp Terminal Housings(143)



Insertion & Extraction Tools(6)



Magnet Wire Terminals(1)



PCB Terminals(144)



Quick Disconnects(455)



Splices(4)

Documents

CAD Files

[3D PDF](#)

[3D](#)

Customer View Model

[ENG_CVM_CVM_7-180984-0_AY.2d_dxf.zip](#)

English

Customer View Model

[ENG_CVM_CVM_7-180984-0_AY.3d_igs.zip](#)

English

Customer View Model

[ENG_CVM_CVM_7-180984-0_AY.3d_stp.zip](#)

English

By downloading the CAD file I accept and agree to the [Terms and Conditions](#) of use.

Product Specifications

[Product Specification](#)

English

[Blocchetto di protezione per capicorda lamellari femmina a bandiera serie .250](#)

[Product Specification](#)

Product Environmental Compliance

[Product Compliance](#)

English

[Product Compliance](#)

English